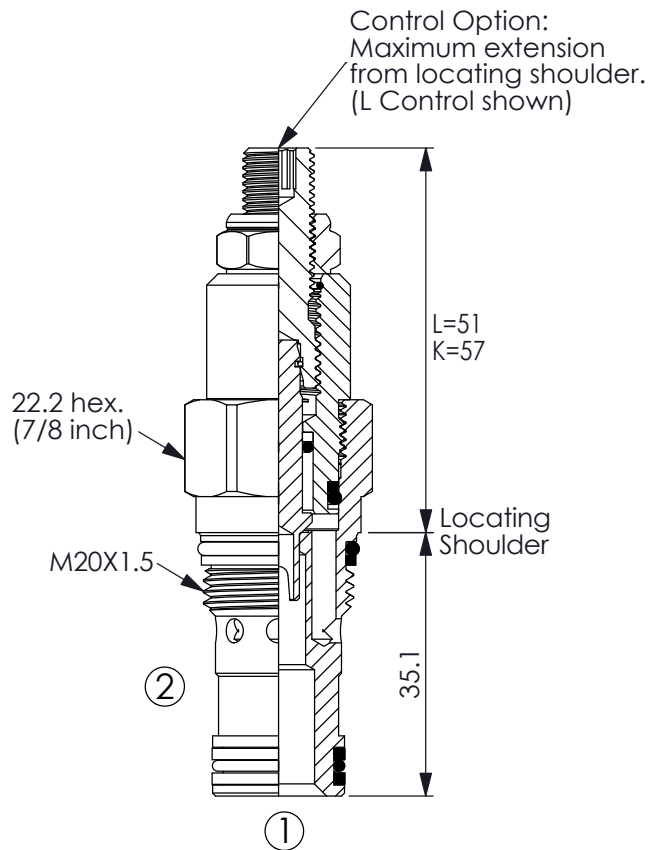


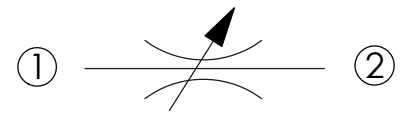
FLOW CONTROL VALVE

(Fully Adjustable Needle with Sharp-Edge Orifice)

Ordering Code: **NV-13A-X-Y-Z**



UNIT:mm



TECHNICAL DATA

Max. operating pressure: 350 bar

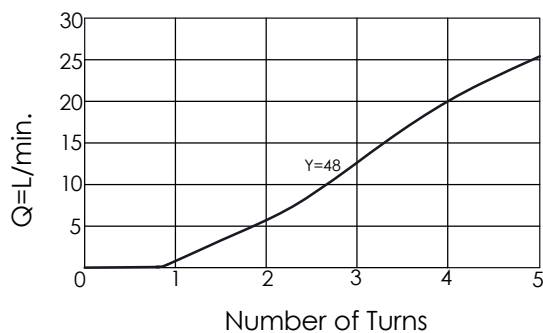
Rated flow: 25 l/min ($\Delta P=7$ bar)
See Performance Chart

Cavity-Tooling: 13A-2

Installation torque: 45-50 Nm

Weight: 0.14 kg

Adjustment Sensitivity at 7 bar Differential

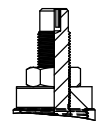


X OPERATION

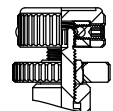
20 Needle Valve

Z OPTIONS

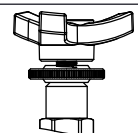
L Leakproof hex. socket screw.



K Handknob with Lock Konb.



T Three-winged Handknob Kit.



Y MAXIMUM NOMINAL ORIFICE DIAMETER

23 2.3 mm

48 4.8 mm